
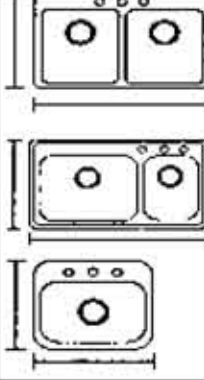





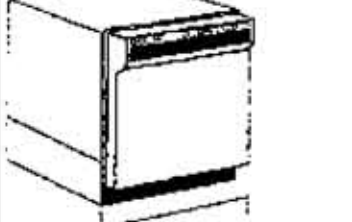


Use This page to provide the dimensions of your Appliances or Appliance Cutouts

 <p style="text-align: center;">Refrigerator</p> <p>W _____ H _____ D _____</p> <p><input type="checkbox"/> Double Door <input type="checkbox"/> Single Door <input type="checkbox"/> Left <input type="checkbox"/> Right</p>	 <p style="text-align: center;">Sink</p> <p><input type="checkbox"/> Single <input type="checkbox"/> 1 1/2 <input type="checkbox"/> Double</p> <p>W _____ D _____</p>
 <p style="text-align: center;">Microwave</p> <p>W _____ H _____ D _____</p> <p><input type="checkbox"/> Free Standing <input type="checkbox"/> Built in (Cutout) <input type="checkbox"/> Over Range</p>	 <p style="text-align: center;">Single Oven (Cutout Dimensions)</p> <p>W _____ H _____ D _____</p>
 <p style="text-align: center;">Range</p> <p>W _____ H _____ D _____</p> <p><input type="checkbox"/> Slide in <input type="checkbox"/> Raised Back</p>	 <p style="text-align: center;">Double Oven (Cutout Dimensions)</p> <p>W _____ H _____ D _____</p>
 <p style="text-align: center;">Cook top (Cutout Dims.)</p> <p>W _____ H _____ D _____</p> <p><input type="checkbox"/> Front Controls <input type="checkbox"/> Top Controls</p>	<p style="text-align: center;">Other Appliances</p> <p>Description: _____</p> <p>W _____ H _____ D _____</p> <p>Description: _____</p> <p>W _____ H _____ D _____</p>
 <p style="text-align: center;">Dishwasher</p> <p>W _____ H _____ D _____</p>	

DESIGN / QUOTE REQUISITION

SALES PERSON: _____
 CUSTOMER NAME: _____
 ADDRESS: _____
 PHONE: _____ CELL: _____

DESIGN INFORMATION:

<p>BUDGET (CHECK ONE): < \$15,000 \$15,000 - \$30,000 > \$30,000</p> <p>COLOR: _____</p> <p>SPECIES: _____</p> <p>COLOR UPGRADE: _____</p>	<p>DOOR STYLE: CABINET INTERIOR (CHECK ONE):</p> <p>WHITE INTERIOR / WHITE MELAMINE DRAWERS <input type="checkbox"/> WHITE INTERIOR / WOOD DRAWERS <input type="checkbox"/> NATURAL MAPLE INTERIOR / WOOD DRAWERS <input type="checkbox"/> <small>WOOD AND WOOD GRAIN DOOR STYLES ONLY</small></p>																																	
<p>DOOR & DRAWER HARDWARE</p> <p><input type="checkbox"/> YES NO <input type="checkbox"/> IF "YES", PLEASE SPECIFY DOORS: _____ DRAWERS: _____</p>	<p>MOULDINGS</p> <p>TOP OF WALL CABINETS: _____ BOTTOM OF WALL CABINETS: _____ CLOSE TO CEILING <input type="checkbox"/> YES <input type="checkbox"/> NO CEILING HEIGHT: _____ BULKHEAD: H _____ W _____ D _____</p>																																	
<p>CABINET BOX DIMENSIONS</p> <p>WALL CABINET HEIGHT 30" <input type="checkbox"/> 36" <input type="checkbox"/> 40.5" <input type="checkbox"/> STACKED / STAGGERED <input type="checkbox"/></p> <p>VANITY CABINET HEIGHT 31 5/8" <input type="checkbox"/> 34 5/8" <input type="checkbox"/> VANITY CABINET DEPTH: 21" <input type="checkbox"/> 18" <input type="checkbox"/> 16" <input type="checkbox"/></p>	<p>CORNER CABINET OPTIONS</p> <p>BASE: BC(LR) <input type="checkbox"/> WALL: WC(LR) <input type="checkbox"/> BCC <input type="checkbox"/> WCC <input type="checkbox"/> BCCQ <input type="checkbox"/> WA <input type="checkbox"/> BA <input type="checkbox"/></p> <p><small>NOTE: PLEASE REFER TO THE SPEC. BOOK FOR CORNER CABINET DESCRIPTIONS</small></p> <p>ISLAND</p> <p><input type="checkbox"/> ONE HEIGHT <input type="checkbox"/> RAISED EATING BAR</p> <p>OTHER CONSIDERATIONS: _____</p>																																	
<p>ORGANIZATION</p> <table style="width:100%;"> <tr> <td><input type="checkbox"/> BREAD BOARD</td> <td><input type="checkbox"/> SPICE RACK</td> <td><input type="checkbox"/> LAUNDRY HAMPER</td> </tr> <tr> <td><input type="checkbox"/> LAZY SUZAN</td> <td><input type="checkbox"/> SLIDE OUT TRAY(S)</td> <td><input type="checkbox"/> TRAY DIVIDER</td> </tr> <tr> <td><input type="checkbox"/> MIXER SHELF</td> <td><input type="checkbox"/> CUTLERY TRAY</td> <td><input type="checkbox"/> TOWEL BAR</td> </tr> <tr> <td><input type="checkbox"/> WIRE CLEANING AGENT</td> <td><input type="checkbox"/> WASTE BIN</td> <td><input type="checkbox"/> TILT-OUT TRAY</td> </tr> <tr> <td><input type="checkbox"/> SPICE TRAY</td> <td><input type="checkbox"/> RECYCLING CENTER</td> <td><input type="checkbox"/> WINE RACK</td> </tr> <tr> <td><input type="checkbox"/> WINE GLASS HOLDERS</td> <td><input type="checkbox"/> APPLIANCE GARAGE</td> <td><input type="checkbox"/> PLATE RACK</td> </tr> <tr> <td><input type="checkbox"/> OTHER: _____</td> <td><input type="checkbox"/> OTHER: _____</td> <td><input type="checkbox"/> OTHER: _____</td> </tr> </table>	<input type="checkbox"/> BREAD BOARD	<input type="checkbox"/> SPICE RACK	<input type="checkbox"/> LAUNDRY HAMPER	<input type="checkbox"/> LAZY SUZAN	<input type="checkbox"/> SLIDE OUT TRAY(S)	<input type="checkbox"/> TRAY DIVIDER	<input type="checkbox"/> MIXER SHELF	<input type="checkbox"/> CUTLERY TRAY	<input type="checkbox"/> TOWEL BAR	<input type="checkbox"/> WIRE CLEANING AGENT	<input type="checkbox"/> WASTE BIN	<input type="checkbox"/> TILT-OUT TRAY	<input type="checkbox"/> SPICE TRAY	<input type="checkbox"/> RECYCLING CENTER	<input type="checkbox"/> WINE RACK	<input type="checkbox"/> WINE GLASS HOLDERS	<input type="checkbox"/> APPLIANCE GARAGE	<input type="checkbox"/> PLATE RACK	<input type="checkbox"/> OTHER: _____	<input type="checkbox"/> OTHER: _____	<input type="checkbox"/> OTHER: _____	<p>EMBELLISHMENTS</p> <table style="width:100%;"> <tr> <td><input type="checkbox"/> CORBELS</td> <td><input type="checkbox"/> FEET/LEGS</td> </tr> <tr> <td><input type="checkbox"/> WINDOW VALANCE</td> <td><input type="checkbox"/> ONLAYS</td> </tr> <tr> <td><input type="checkbox"/> NO INSERT DOORS</td> <td><input type="checkbox"/> POSTS</td> </tr> <tr> <td><input type="checkbox"/> MULLION DOORS</td> <td><input type="checkbox"/> COLUMNS</td> </tr> <tr> <td><input type="checkbox"/> OTHER: _____</td> <td></td> </tr> <tr> <td><input type="checkbox"/> OTHER: _____</td> <td></td> </tr> </table>	<input type="checkbox"/> CORBELS	<input type="checkbox"/> FEET/LEGS	<input type="checkbox"/> WINDOW VALANCE	<input type="checkbox"/> ONLAYS	<input type="checkbox"/> NO INSERT DOORS	<input type="checkbox"/> POSTS	<input type="checkbox"/> MULLION DOORS	<input type="checkbox"/> COLUMNS	<input type="checkbox"/> OTHER: _____		<input type="checkbox"/> OTHER: _____	
<input type="checkbox"/> BREAD BOARD	<input type="checkbox"/> SPICE RACK	<input type="checkbox"/> LAUNDRY HAMPER																																
<input type="checkbox"/> LAZY SUZAN	<input type="checkbox"/> SLIDE OUT TRAY(S)	<input type="checkbox"/> TRAY DIVIDER																																
<input type="checkbox"/> MIXER SHELF	<input type="checkbox"/> CUTLERY TRAY	<input type="checkbox"/> TOWEL BAR																																
<input type="checkbox"/> WIRE CLEANING AGENT	<input type="checkbox"/> WASTE BIN	<input type="checkbox"/> TILT-OUT TRAY																																
<input type="checkbox"/> SPICE TRAY	<input type="checkbox"/> RECYCLING CENTER	<input type="checkbox"/> WINE RACK																																
<input type="checkbox"/> WINE GLASS HOLDERS	<input type="checkbox"/> APPLIANCE GARAGE	<input type="checkbox"/> PLATE RACK																																
<input type="checkbox"/> OTHER: _____	<input type="checkbox"/> OTHER: _____	<input type="checkbox"/> OTHER: _____																																
<input type="checkbox"/> CORBELS	<input type="checkbox"/> FEET/LEGS																																	
<input type="checkbox"/> WINDOW VALANCE	<input type="checkbox"/> ONLAYS																																	
<input type="checkbox"/> NO INSERT DOORS	<input type="checkbox"/> POSTS																																	
<input type="checkbox"/> MULLION DOORS	<input type="checkbox"/> COLUMNS																																	
<input type="checkbox"/> OTHER: _____																																		
<input type="checkbox"/> OTHER: _____																																		

DESIGN NOTES, COMMENTS, WISH LIST

NOTE: NOT ALL REQUESTED ITEMS MAY BE FEASIBLE IN THE DESIGN. PLEASE THOROUGHLY REVIEW THE COMPLETED DESIGN.

Use This Grid to show the dimensions of your kitchen - 1 square = ___ inches

<p>FLOOR PLAN CHECK LIST:</p> <p><input type="checkbox"/> Wall Dimensions <input type="checkbox"/> Door Dimensions <input type="checkbox"/> Window Dimensions <input type="checkbox"/> Cabinet Dimensions</p>	<p>ACKNOWLEDGEMENT:</p> <p>All incomplete design requests will be returned to the originator for follow-up, and designs will not be started until supplemental information is received.</p> <p>Signature: _____</p>
---	--